



### LOCATION OF SCHOOLS<sup>1</sup>

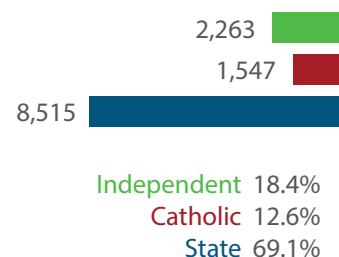
Shows how many students attend schools located in this Queensland electorate.

SECTOR	NUMBER			PERCENTAGE		
	P-6	7-12	TOTAL	P-6	7-12	TOTAL
INDEPENDENT	965	1,298	<b>2,263</b>	16.8%	19.8%	<b>18.4%</b>
CATHOLIC	620	927	<b>1,547</b>	10.8%	14.1%	<b>12.6%</b>
STATE	4,171	4,344	<b>8,515</b>	72.5%	66.1%	<b>69.1%</b>
TOTAL	5,756	6,569	<b>12,325</b>			

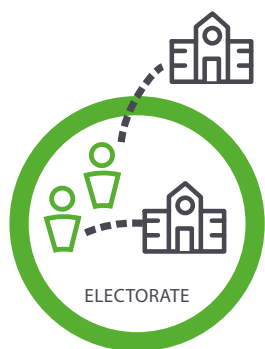
#### Independent schools and campuses in this electorate

**Immanuel Lutheran College:** Combined Primary & Secondary

**Matthew Flinders Anglican College:** Combined Primary & Secondary



**Total Students, by Sector, Attending Schools Located in this Electorate**



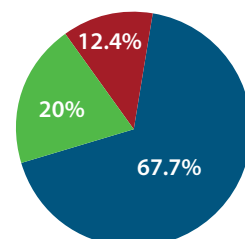
### STUDENT PARTICIPATION RATES<sup>2</sup>

Shows how many students living in this Queensland electorate attend schools either located in this electorate, or in another electorate.

ENROLMENTS:	PRIMARY STUDENTS		SECONDARY STUDENTS		ALL STUDENTS	
	NO.	%	NO.	%	NO.	%
INDEPENDENT	749	17.2%	832	23.3%	1,581	20.0%
CATHOLIC	565	13.0%	413	11.6%	978	12.4%
STATE	3,037	69.8%	2,322	65.1%	5,359	67.7%
TOTAL	4,351		3,567		7,918	

#### Total Students, by Sector, Living in this Electorate

Independent 1,581  
Catholic 978  
State 5,359



#### DATA SOURCE

1 Fulltime enrolments based on 2020 Non-Government Schools Census (State) February Collection.

2 Participation rates based on 2016 Census of Population and Housing.

3 AEC Group. (2020). *Economic Significance of Independent Schools to the Queensland Economy, 2020 Update*.

Modelling based on 2018 school data and ABS and other agency financial year data to produce estimates for 2017-18. Further modelling by State Electorate. Data includes direct and indirect contributions.

NOTE: Some figures have been rounded and percentages may not add up to 100.

### ECONOMIC CONTRIBUTION<sup>3</sup>

#### INDEPENDENT SCHOOLS contribute:

- \$101.3m in direct and indirect economic activity
- \$57.5m in wages and salaries
- 609 full-time jobs

#### INDEPENDENT SCHOOLS provide savings to taxpayers and governments of:

- \$15.1m in recurrent savings
- \$4.5m in capital savings from parent contributions.

#### LOCAL MEMBER

Mr Brent Mickelberg MP  
Liberal National Party of Queensland