



### LOCATION OF SCHOOLS<sup>1</sup>

Shows how many students attend schools located in this Queensland electorate.

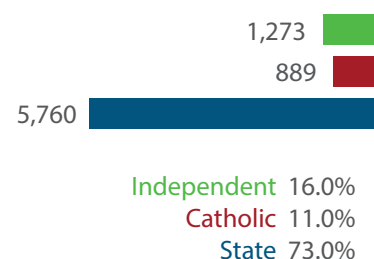
SECTOR	NUMBER			PERCENTAGE		
	P-6	7-12	TOTAL	P-6	7-12	TOTAL
INDEPENDENT	604	669	<b>1,273</b>	15.0%	18.0%	<b>16.0%</b>
CATHOLIC	295	594	<b>889</b>	7.0%	16.0%	<b>11.0%</b>
STATE	3,256	2,504	<b>5,760</b>	78.0%	66.0%	<b>73.0%</b>
TOTAL	4,155	3,767	<b>7,922</b>			

### Independent schools and campuses in this electorate

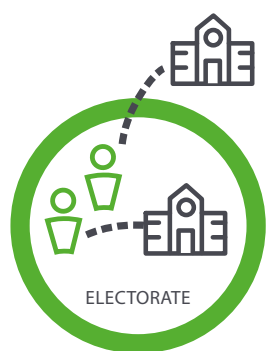
**Cooloola Christian College:** Combined Primary & Secondary

**Mawarra Independent Schools:** Combined Primary & Secondary

**Victory College:** Combined Primary & Secondary



**Total Students, by Sector, Attending Schools Located in this Electorate**



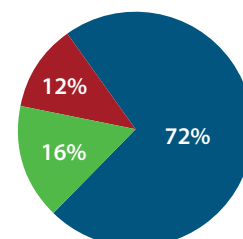
### STUDENT PARTICIPATION RATES<sup>2</sup>

Shows how many students living in this Queensland electorate attend schools either located in this electorate, or in another electorate.

ENROLMENTS:	PRIMARY STUDENTS		SECONDARY STUDENTS		ALL STUDENTS	
	NO.	%	NO.	%	NO.	%
INDEPENDENT	551	15.0%	614	18.0%	1,165	16.0%
CATHOLIC	336	9.0%	518	15.0%	854	12.0%
STATE	2,912	76.0%	2,290	67.0%	5,202	72.0%
TOTAL	3,799		3,422		7,221	

### Total Students, by Sector, Living in this Electorate

Independent 1,165  
Catholic 854  
State 5,202



### DATA SOURCE

1 Fulltime enrolments based on 2022 Non-Government Schools Census (State) February Collection.

2 Participation rates based on 2021 Census of Population and Housing.

3 AEC Group. (2020). *Economic Significance of Independent Schools to the Queensland Economy, 2020 Update*.

Modelling based on 2018 school data and ABS and other agency financial year data to produce estimates for 2017-18. Further modelling by State Electorate. Data includes direct and indirect contributions.

NOTE: Some figures have been rounded and percentages may not add up to 100.

### ECONOMIC CONTRIBUTION<sup>3</sup>

#### INDEPENDENT SCHOOLS contribute:

- \$33.7m in direct and indirect economic activity
- \$20m in wages and salaries
- 259 full-time jobs

#### INDEPENDENT SCHOOLS provide savings to taxpayers and governments of:

- \$6.6m in recurrent savings
- \$0m in capital savings from parent contributions.

### LOCAL MEMBER

Mr Tony Perrett MP  
Liberal National Party of Queensland