



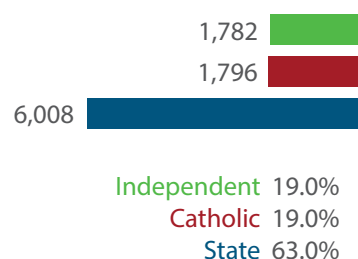
LOCATION OF SCHOOLS¹

Shows how many students attend schools located in this Queensland electorate.

SECTOR	NUMBER			PERCENTAGE		
	P-6	7-12	TOTAL	P-6	7-12	TOTAL
INDEPENDENT	900	853	1,782	18.0%	19.0%	19.0%
CATHOLIC	954	842	1,796	19.0%	19.0%	19.0%
STATE	3,197	2,811	6,008	63.0%	62.0%	63.0%
TOTAL	5,051	4,536	9,586			

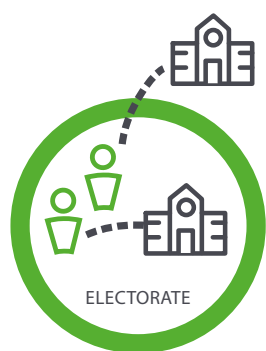
Independent schools and campuses in this electorate

- Caloundra Christian College:** Combined Primary & Secondary
- Caloundra City Private School:** Combined Primary & Secondary
- Glasshouse Christian College:** Combined Primary & Secondary
- Kairos Community College (Caloundra):** Approved but not open
- My Independent School - Beerwah:** Secondary



Total Students, by Sector, Attending Schools Located in this Electorate

Independent 19.0%
Catholic 19.0%
State 63.0%



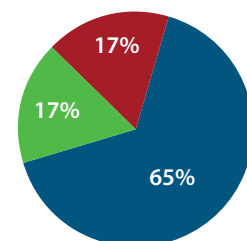
STUDENT PARTICIPATION RATES²

Shows how many students living in this Queensland electorate attend schools either located in this electorate, or in another electorate.

ENROLMENTS:	PRIMARY STUDENTS		SECONDARY STUDENTS		ALL STUDENTS	
	NO.	%	NO.	%	NO.	%
INDEPENDENT	656	15.0%	719	21.0%	1,375	17.0%
CATHOLIC	713	16.0%	644	18.0%	1,357	17.0%
STATE	3,016	69.0%	2,131	61.0%	5,147	65.0%
TOTAL	4,385		3,494		7,879	

Total Students, by Sector, Living in this Electorate

Independent 1,375
Catholic 1,357
State 5,147



DATA SOURCE

1 Fulltime enrolments based on 2022 Non-Government Schools Census (State) February Collection.

2 Participation rates based on 2021 Census of Population and Housing.

3 AEC Group. (2020). *Economic Significance of Independent Schools to the Queensland Economy, 2020 Update*.

Modelling based on 2018 school data and ABS and other agency financial year data to produce estimates for 2017-18. Further modelling by State Electorate. Data includes direct and indirect contributions.

NOTE: Some figures have been rounded and percentages may not add up to 100.

ECONOMIC CONTRIBUTION³

INDEPENDENT SCHOOLS contribute:

- \$70.8m in direct and indirect economic activity
- \$38m in wages and salaries
- 448 full-time jobs

INDEPENDENT SCHOOLS provide savings to taxpayers and governments of:

- \$11.1m in recurrent savings
- \$4m in capital savings from parent contributions.

LOCAL MEMBER
Mr Jason Hunt MP
Australian Labor Party