



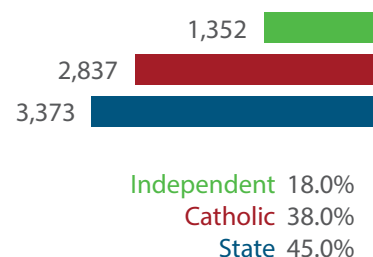
LOCATION OF SCHOOLS¹

Shows how many students attend schools located in this Queensland electorate.

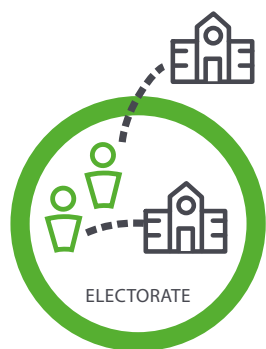
SECTOR	NUMBER			PERCENTAGE		
	P-6	7-12	TOTAL	P-6	7-12	TOTAL
INDEPENDENT	371	981	1,352	8.0%	32.0%	18.0%
CATHOLIC	1,622	1,215	2,837	36.0%	40.0%	38.0%
STATE	2,526	847	3,373	56.0%	28.0%	45.0%
TOTAL	4,519	3,043	7,562			

Independent schools and campuses in this electorate

Cannon Hill Anglican College: Combined Primary & Secondary



Total Students, by Sector, Attending Schools Located in this Electorate



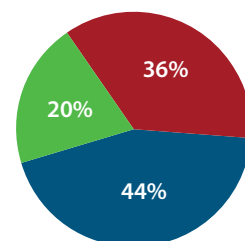
STUDENT PARTICIPATION RATES²

Shows how many students living in this Queensland electorate attend schools either located in this electorate, or in another electorate.

ENROLMENTS:	PRIMARY STUDENTS		SECONDARY STUDENTS		ALL STUDENTS	
	NO.	%	NO.	%	NO.	%
INDEPENDENT	548	11.0%	1,188	32.0%	1,736	20.0%
CATHOLIC	1,575	33.0%	1,478	40.0%	3,053	36.0%
STATE	2,681	64.0%	1,058	28.0%	3,739	44.0%
TOTAL	4,804		3,738		8,528	

Total Students, by Sector, Living in this Electorate

Independent 1,736
Catholic 3,053
State 3,739



DATA SOURCE

1 Fulltime enrolments based on 2022 Non-Government Schools Census (State) February Collection.

2 Participation rates based on 2021 Census of Population and Housing.

3 AEC Group. (2020). *Economic Significance of Independent Schools to the Queensland Economy, 2020 Update*.

Modelling based on 2018 school data and ABS and other agency financial year data to produce estimates for 2017-18. Further modelling by State Electorate. Data includes direct and indirect contributions.

NOTE: Some figures have been rounded and percentages may not add up to 100.

ECONOMIC CONTRIBUTION³

INDEPENDENT SCHOOLS contribute:

- \$52.8m in direct and indirect economic activity
- \$30m in wages and salaries
- 314 full-time jobs

INDEPENDENT SCHOOLS provide savings to taxpayers and governments of:

- \$8m in recurrent savings
- \$3.9m in capital savings from parent contributions.

LOCAL MEMBER
Hon Di Farmer MP
Australian Labor Party