

LOCATION OF SCHOOLS¹

Shows how many students attend schools located in this Queensland electorate.



SECTOR	NUMBER			PERCENTAGE		
	P-6	7-12	TOTAL	P-6	7-12	TOTAL
INDEPENDENT	976	1,649	2,625	16.8%	22.9%	20.2%
CATHOLIC	1,715	2,696	4,411	29.5%	37.4%	33.9%
STATE	3,121	2,862	5,983	53.7%	39.7%	46.0%
TOTAL	5,812	7,207	13,019			

Independent schools and campuses in this electorate

Heights College: Combined Primary & Secondary

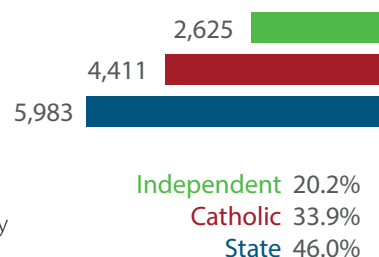
Kingsley College: Combined Primary & Secondary

Kingsley College (Distance): Combined Primary & Secondary

Rockhampton Girls Grammar School: Combined Primary & Secondary

The Rockhampton Grammar School (Agnes St): Combined Primary & Secondary

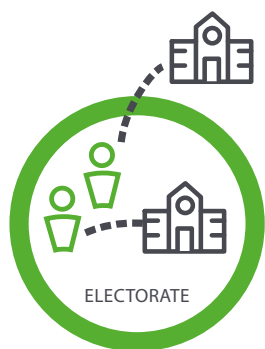
The Rockhampton Grammar School (Quarry St): Secondary



Total Students, by Sector, Attending Schools Located in this Electorate

STUDENT PARTICIPATION RATES²

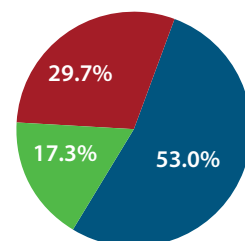
Shows how many students living in this Queensland electorate attend schools either located in this electorate, or in another electorate.



ENROLMENTS:	PRIMARY STUDENTS		SECONDARY STUDENTS		ALL STUDENTS		
	SECTOR	NO.	%	NO.	%	NO.	%
INDEPENDENT		531	11.6%	906	24.3%	1,437	17.3%
CATHOLIC		1,222	26.7%	1,242	33.3%	2,464	29.7%
STATE		2,828	61.7%	1,579	42.4%	4,407	53.0%
TOTAL		4,581		3,727		8,308	

Total Students, by Sector, Living in this Electorate

Independent 1,437
Catholic 2,464
State 4,407



DATA SOURCE

1 Fulltime enrolments based on 2020 Non-Government Schools Census (State) February Collection.

2 Participation rates based on 2016 Census of Population and Housing.

3 AEC Group. (2020). *Economic Significance of Independent Schools to the Queensland Economy, 2020 Update*.

Modelling based on 2018 school data and ABS and other agency financial year data to produce estimates for 2017-18. Further modelling by State Electorate. Data includes direct and indirect contributions.

NOTE: Some figures have been rounded and percentages may not add up to 100.

ECONOMIC CONTRIBUTION³

INDEPENDENT SCHOOLS contribute:

- \$79.8m in direct and indirect economic activity
- \$50.8m in wages and salaries
- 566 full-time jobs

INDEPENDENT SCHOOLS provide savings to taxpayers and governments of:

- \$16.7m in recurrent savings
- \$5.7m in capital savings from parent contributions.

LOCAL MEMBER
Mr Barry O'Rourke MP
Australian Labor Party