

LOCATION OF SCHOOLS¹

Shows how many students attend schools located in this Queensland electorate.



SECTOR	NUMBER			PERCENTAGE		
	P-6	7-12	TOTAL	P-6	7-12	TOTAL
INDEPENDENT	2,127	2,625	4,752	24.0%	37.0%	30.0%
CATHOLIC	1,102	959	2,061	12.0%	14.0%	13.0%
STATE	5,788	3,445	9,233	64.0%	49.0%	58.0%
TOTAL	9,017	7,029	16,046			

Independent schools and campuses in this electorate

Charlotte Mason College: Combined Primary & Secondary; Distance

Grace Lutheran College: Secondary

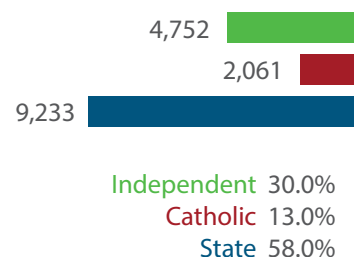
Living Faith Lutheran Primary School: Primary

Mueller College: Combined Primary & Secondary

Northpine Christian College: Combined Primary & Secondary

YMCA Vocational School – Moreton Bay (Mango Hill): Secondary

YMCA Vocational School (Mango Hill): Approved but not open

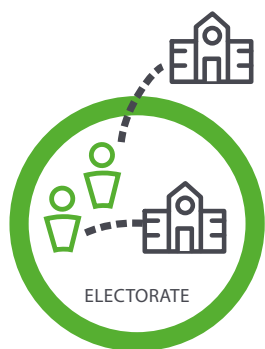


Total Students, by Sector, Attending Schools Located in this Electorate

Independent 30.0%
Catholic 13.0%
State 58.0%

STUDENT PARTICIPATION RATES²

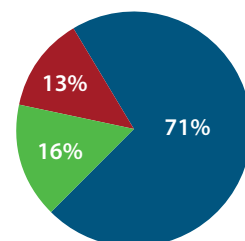
Shows how many students living in this Queensland electorate attend schools either located in this electorate, or in another electorate.



ENROLMENTS:	PRIMARY STUDENTS		SECONDARY STUDENTS		ALL STUDENTS	
	NO.	%	NO.	%	NO.	%
INDEPENDENT	955	14.0%	923	19.0%	1,878	16.0%
CATHOLIC	813	12.0%	629	14.0%	1,505	13.0%
STATE	5,192	74.0%	3,344	67.0%	8,536	71.0%
TOTAL	6,960		4,959		11,919	

Total Students, by Sector, Living in this Electorate

Independent 1,878
Catholic 1,505
State 8,536



DATA SOURCE

¹ Fulltime enrolments based on 2022 Non-Government Schools Census (State) February Collection.

² Participation rates based on 2021 Census of Population and Housing.

³ AEC Group. (2020). *Economic Significance of Independent Schools to the Queensland Economy, 2020 Update*.

Modelling based on 2018 school data and ABS and other agency financial year data to produce estimates for 2017-18. Further modelling by State Electorate. Data includes direct and indirect contributions.

NOTE: Some figures have been rounded and percentages may not add up to 100.

ECONOMIC CONTRIBUTION³

INDEPENDENT SCHOOLS contribute:

- \$140.9m in direct and indirect economic activity
- \$86.3m in wages and salaries
- 1,140 full-time jobs

INDEPENDENT SCHOOLS provide savings to taxpayers and governments of:

- \$28.4m in recurrent savings
- \$4.8m in capital savings from parent contributions.

LOCAL MEMBER

Hon Dr Steven Miles MP
Australian Labor Party