



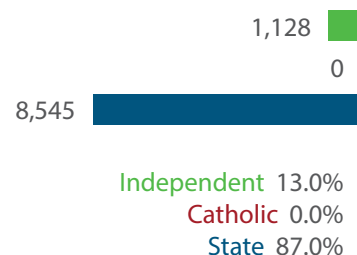
LOCATION OF SCHOOLS¹

Shows how many students attend schools located in this Queensland electorate.

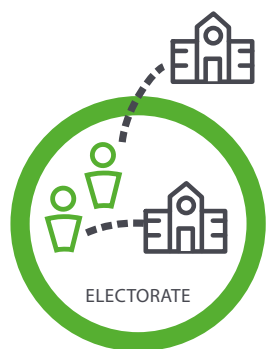
SECTOR	NUMBER			PERCENTAGE		
	P-6	7-12	TOTAL	P-6	7-12	TOTAL
INDEPENDENT	579	649	1,128	10.0%	17.0%	13.0%
CATHOLIC	0	0	0	0.0%	0.0%	0.0%
STATE	5,333	3,212	8,545	90.0%	83.0%	87.0%
TOTAL	5,912	3,861	9,773			

Independent schools and campuses in this electorate

Saint Stephen's College: Combined Primary & Secondary



Total Students, by Sector, Attending Schools Located in this Electorate



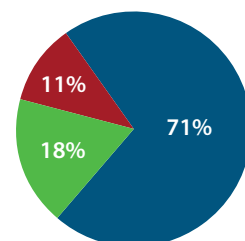
STUDENT PARTICIPATION RATES²

Shows how many students living in this Queensland electorate attend schools either located in this electorate, or in another electorate.

ENROLMENTS:	PRIMARY STUDENTS		SECONDARY STUDENTS		ALL STUDENTS	
	NO.	%	NO.	%	NO.	%
INDEPENDENT	975	16.0%	1,015	21.0%	1,990	18.0%
CATHOLIC	738	12.0%	506	10.0%	1,244	11.0%
STATE	4,291	72.0%	3,374	69.0%	7,665	71.0%
TOTAL	6,004		4,895		10,899	

Total Students, by Sector, Living in this Electorate

Independent 1,990
Catholic 1,244
State 7,665



DATA SOURCE

1 Fulltime enrolments based on 2022 Non-Government Schools Census (State) February Collection.

2 Participation rates based on 2021 Census of Population and Housing.

3 AEC Group. (2020). *Economic Significance of Independent Schools to the Queensland Economy, 2020 Update*.

Modelling based on 2018 school data and ABS and other agency financial year data to produce estimates for 2017-18. Further modelling by State Electorate. Data includes direct and indirect contributions.

NOTE: Some figures have been rounded and percentages may not add up to 100.

ECONOMIC CONTRIBUTION³

INDEPENDENT SCHOOLS contribute:

- \$66.7m in direct and indirect economic activity
- \$35.5m in wages and salaries
- 522 full-time jobs

INDEPENDENT SCHOOLS provide savings to taxpayers and governments of:

- \$8.5m in recurrent savings
- \$2.5m in capital savings from parent contributions.

LOCAL MEMBER
Mr Mark Boothman MP
Liberal National Party of Queensland