



### LOCATION OF SCHOOLS<sup>1</sup>

Shows how many students attend schools located in this Queensland electorate.

SECTOR	NUMBER			PERCENTAGE		
	P-6	7-12	TOTAL	P-6	7-12	TOTAL
INDEPENDENT	241	547	<b>788</b>	4.8%	13.3%	<b>8.6%</b>
CATHOLIC	798	845	<b>1,643</b>	15.8%	20.5%	<b>17.9%</b>
STATE	4,004	2731	<b>6,735</b>	79.4%	66.2%	<b>73.5%</b>
TOTAL	5,043	4123	<b>9,166</b>			

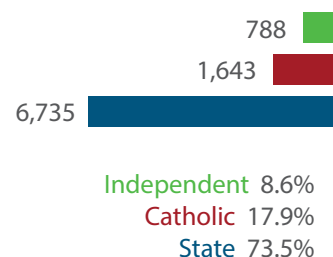
### Independent schools and campuses in this electorate

**All Souls St Gabriels School:** Combined Primary & Secondary

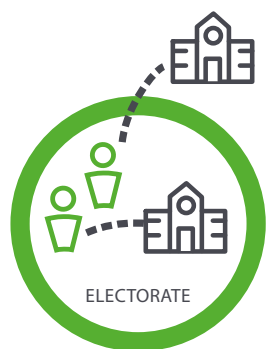
**Blackheath and Thornburgh College:** Combined Primary & Secondary

**Gulf Christian College (Brown St):** Combined Primary & Secondary

**Gulf Christian College (Thompson St):** Combined Primary & Secondary



**Total Students, by Sector, Attending Schools Located in this Electorate**



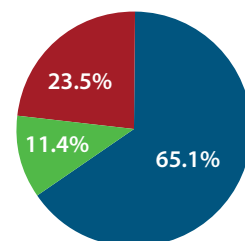
### STUDENT PARTICIPATION RATES<sup>2</sup>

Shows how many students living in this Queensland electorate attend schools either located in this electorate, or in another electorate.

ENROLMENTS:	PRIMARY STUDENTS		SECONDARY STUDENTS		ALL STUDENTS	
	NO.	%	NO.	%	NO.	%
INDEPENDENT	234	5.8%	516	20.2%	750	11.4%
CATHOLIC	793	19.8%	748	29.3%	1,541	23.5%
STATE	2,974	74.3%	1,291	50.5%	4,265	65.1%
TOTAL	4,001		2,555		6,556	

### Total Students, by Sector, Living in this Electorate

Independent 750  
Catholic 1,541  
State 4,265



#### DATA SOURCE

1 Fulltime enrolments based on 2020 Non-Government Schools Census (State) February Collection.

2 Participation rates based on 2016 Census of Population and Housing.

3 AEC Group. (2020). *Economic Significance of Independent Schools to the Queensland Economy, 2020 Update*.

Modelling based on 2018 school data and ABS and other agency financial year data to produce estimates for 2017-18. Further modelling by State Electorate. Data includes direct and indirect contributions.

NOTE: Some figures have been rounded and percentages may not add up to 100.

### ECONOMIC CONTRIBUTION<sup>3</sup>

#### INDEPENDENT SCHOOLS contribute:

- \$31.1m in direct and indirect economic activity
- \$19.9m in wages and salaries
- 229 full-time jobs

#### INDEPENDENT SCHOOLS provide savings to taxpayers and governments of:

- \$5m in recurrent savings
- \$0.7m in capital savings from parent contributions.

**LOCAL MEMBER**  
Mr Robbie Katter MP  
Katter's Australian Party