

### LOCATION OF SCHOOLS<sup>1</sup>

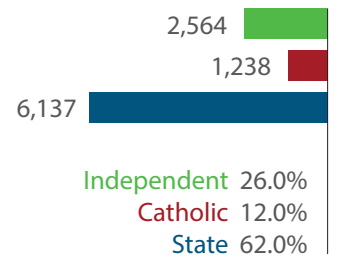
Shows how many students attend schools located in this Queensland electorate.



SECTOR	NUMBER			PERCENTAGE		
	P-6	7-12	TOTAL	P-6	7-12	TOTAL
INDEPENDENT	1,086	1,478	<b>2,564</b>	23.0%	28.0%	<b>26.0%</b>
CATHOLIC	360	878	<b>1,238</b>	8.0%	17.0%	<b>12.0%</b>
STATE	3,235	2,902	<b>6,137</b>	69.0%	55.0%	<b>62.0%</b>
TOTAL	4,681	5,258	<b>9,939</b>			

#### Independent schools and campuses in this electorate

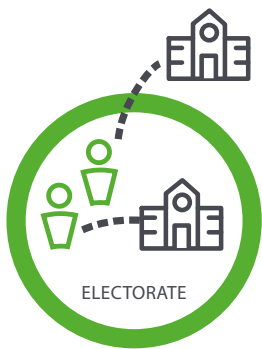
- Blackall Range Independent School:** Combined Primary & Secondary
- Nambour Christian College:** Combined Primary & Secondary
- Noosa Christian College:** Combined Primary & Secondary
- OneSchool Global QLD (Nambour):** Combined Primary & Secondary
- Suncoast Christian College:** Combined Primary & Secondary



**Total Students, by Sector, Attending Schools Located in this Electorate**

### STUDENT PARTICIPATION RATES<sup>2</sup>

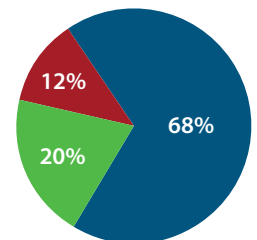
Shows how many students living in this Queensland electorate attend schools either located in this electorate, or in another electorate.



ENROLMENTS:	PRIMARY STUDENTS		SECONDARY STUDENTS		ALL STUDENTS	
	NO.	%	NO.	%	NO.	%
INDEPENDENT	639	16.0%	825	25.0%	1,464	20.0%
CATHOLIC	392	10.0%	446	14.0%	858	12.0%
STATE	2,875	74.0%	2,023	61.0%	4,898	68.0%
TOTAL	3,906		3,314		7,220	

#### Total Students, by Sector, Living in this Electorate

Independent 1,464  
Catholic 858  
State 4,898



#### DATA SOURCE

1 Fulltime enrolments based on 2022 Non-Government Schools Census (State) February Collection.

2 Participation rates based on 2021 Census of Population and Housing.

3 AEC Group. (2020). *Economic Significance of Independent Schools to the Queensland Economy, 2020 Update*.

Modelling based on 2018 school data and ABS and other agency financial year data to produce estimates for 2017-18. Further modelling by State Electorate. Data includes direct and indirect contributions.

NOTE: Some figures have been rounded and percentages may not add up to 100.

### ECONOMIC CONTRIBUTION<sup>3</sup>

#### INDEPENDENT SCHOOLS contribute:

- \$64m in direct and indirect economic activity
- \$42.1m in wages and salaries
- 463 full-time jobs

#### INDEPENDENT SCHOOLS provide savings to taxpayers and governments of:

- \$15.3m in recurrent savings
- \$4.1m in capital savings from parent contributions.

#### LOCAL MEMBER

Mr Robert Skelton MP  
Australian Labor Party