



### LOCATION OF SCHOOLS<sup>1</sup>

Shows how many students attend schools located in this Queensland electorate.

SECTOR	NUMBER			PERCENTAGE		
	P-6	7-12	TOTAL	P-6	7-12	TOTAL
INDEPENDENT	377	395	<b>772</b>	7.0%	21.0%	<b>11.0%</b>
CATHOLIC	1410	0	<b>1,410</b>	26.0%	0.0%	<b>19.0%</b>
STATE	3,558	1,506	<b>5,064</b>	67.0%	79.0%	<b>70.0%</b>
TOTAL	5,345	1,901	<b>7,246</b>			

### Independent schools and campuses in this electorate

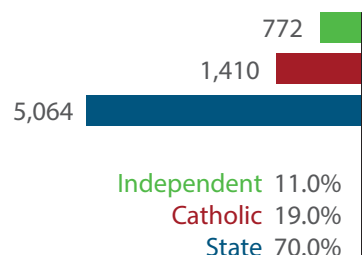
#### Aboriginal & Islander Independent Community School:

Combined Primary & Secondary

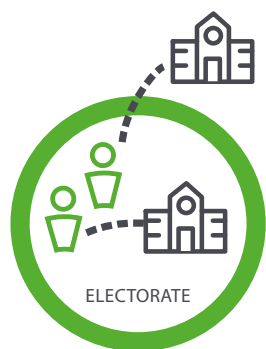
**Ohana College:** Secondary

**Wisdom College:** Combined Primary & Secondary

**YMCA Vocational School – Brisbane South:** Secondary



**Total Students, by Sector, Attending Schools Located in this Electorate**



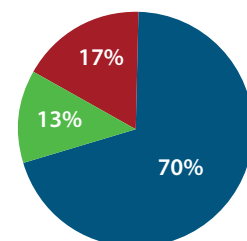
### STUDENT PARTICIPATION RATES<sup>2</sup>

Shows how many students living in this Queensland electorate attend schools either located in this electorate, or in another electorate.

ENROLMENTS:	PRIMARY STUDENTS		SECONDARY STUDENTS		ALL STUDENTS	
	NO.	%	NO.	%	NO.	%
INDEPENDENT	703	12.0%	655	15.0%	1,358	13.0%
CATHOLIC	974	16.0%	795	18.0%	1,769	17.0%
STATE	4,425	72.0%	2,855	67.0%	7,280	70.0%
TOTAL	6,102		4,305		10,407	

### Total Students, by Sector, Living in this Electorate

Independent 1,358  
Catholic 1,769  
State 7,280



#### DATA SOURCE

1 Fulltime enrolments based on 2022 Non-Government Schools Census (State) February Collection.

2 Participation rates based on 2021 Census of Population and Housing.

3 AEC Group. (2020). *Economic Significance of Independent Schools to the Queensland Economy, 2020 Update*.

Modelling based on 2018 school data and ABS and other agency financial year data to produce estimates for 2017-18. Further modelling by State Electorate. Data includes direct and indirect contributions.

NOTE: Some figures have been rounded and percentages may not add up to 100.

### ECONOMIC CONTRIBUTION<sup>3</sup>

#### INDEPENDENT SCHOOLS contribute:

- \$24.4m in direct and indirect economic activity
- \$15.5m in wages and salaries
- 183 full-time jobs

#### INDEPENDENT SCHOOLS provide savings to taxpayers and governments of:

- \$4.4m in recurrent savings
- \$0.1m in capital savings from parent contributions.

#### LOCAL MEMBER

Hon Leeanne Enoch MP  
Australian Labor Party