



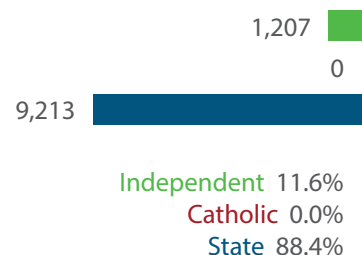
LOCATION OF SCHOOLS¹

Shows how many students attend schools located in this Queensland electorate.

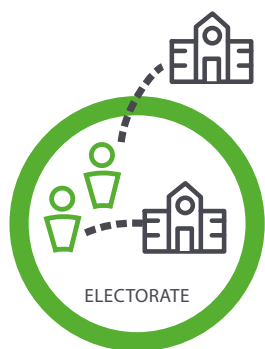
SECTOR	NUMBER			PERCENTAGE		
	P-6	7-12	TOTAL	P-6	7-12	TOTAL
INDEPENDENT	556	651	1,207	9.0%	15.4%	11.6%
CATHOLIC	0	0	0	0.0%	0.0%	0.0%
STATE	5,629	3,584	9,213	91.0%	84.6%	88.4%
TOTAL	6,185	4,235	10,420			

Independent schools and campuses in this electorate

Saint Stephen's College: Combined Primary & Secondary



Total Students, by Sector, Attending Schools Located in this Electorate



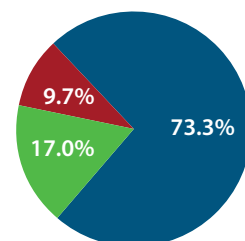
STUDENT PARTICIPATION RATES²

Shows how many students living in this Queensland electorate attend schools either located in this electorate, or in another electorate.

ENROLMENTS:	PRIMARY STUDENTS		SECONDARY STUDENTS		ALL STUDENTS	
	NO.	%	NO.	%	NO.	%
INDEPENDENT	891	16.0%	726	18.5%	1,617	17.0%
CATHOLIC	554	9.9%	366	9.3%	920	9.7%
STATE	4,136	74.1%	2,834	72.2%	6,970	73.3%
TOTAL	5,581		3,926		9,507	

Total Students, by Sector, Living in this Electorate

Independent 1,617
Catholic 920
State 6,970



DATA SOURCE

1 Fulltime enrolments based on 2020 Non-Government Schools Census (State) February Collection.

2 Participation rates based on 2016 Census of Population and Housing.

3 AEC Group. (2020). *Economic Significance of Independent Schools to the Queensland Economy, 2020 Update*.

Modelling based on 2018 school data and ABS and other agency financial year data to produce estimates for 2017-18. Further modelling by State Electorate. Data includes direct and indirect contributions.

NOTE: Some figures have been rounded and percentages may not add up to 100.

ECONOMIC CONTRIBUTION³

INDEPENDENT SCHOOLS contribute:

- \$66.7m in direct and indirect economic activity
- \$35.5m in wages and salaries
- 522 full-time jobs

INDEPENDENT SCHOOLS provide savings to taxpayers and governments of:

- \$8.5m in recurrent savings
- \$2.5m in capital savings from parent contributions.

LOCAL MEMBER
Mr Mark Boothman MP
Liberal National Party of Queensland