



### LOCATION OF SCHOOLS<sup>1</sup>

Shows how many students attend schools located in this Queensland electorate.

SECTOR	NUMBER			PERCENTAGE		
	P-6	7-12	TOTAL	P-6	7-12	TOTAL
INDEPENDENT	887	793	1,680	16.3%	13.0%	14.6%
CATHOLIC	1,011	1,497	2,508	18.6%	24.6%	21.7%
STATE	3,551	3,800	7,351	65.2%	62.4%	63.7%
TOTAL	5,449	6,090	11,539			

#### Independent schools and campuses in this electorate

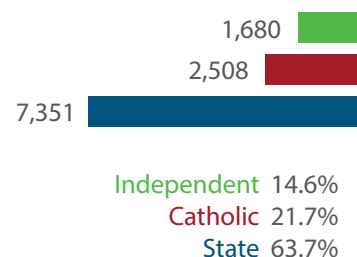
Bundaberg Christian College: Combined Primary & Secondary

Hope Adventist School: Primary

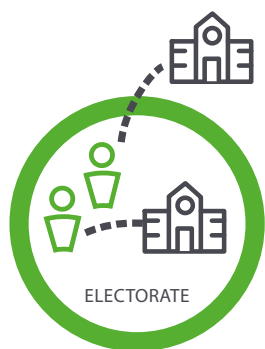
St John's Lutheran Primary School: Primary

St Luke's Anglican School: Combined Primary & Secondary

Tom Quinn Community Centre Alternative School: Secondary



**Total Students, by Sector, Attending Schools Located in this Electorate**



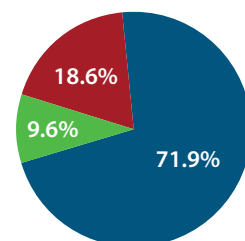
### STUDENT PARTICIPATION RATES<sup>2</sup>

Shows how many students living in this Queensland electorate attend schools either located in this electorate, or in another electorate.

ENROLMENTS:	PRIMARY STUDENTS		SECONDARY STUDENTS		ALL STUDENTS	
	NO.	%	NO.	%	NO.	%
INDEPENDENT	351	8.9%	311	10.5%	662	9.6%
CATHOLIC	612	15.5%	676	22.7%	1,288	18.6%
STATE	2,994	75.7%	1,987	66.8%	4,981	71.9%
TOTAL	3,957		2,974		6,931	

#### Total Students, by Sector, Living in this Electorate

Independent 662  
Catholic 1,288  
State 4,981



#### DATA SOURCE

1 Fulltime enrolments based on 2020 Non-Government Schools Census (State) February Collection.

2 Participation rates based on 2016 Census of Population and Housing.

3 AEC Group. (2020). *Economic Significance of Independent Schools to the Queensland Economy, 2020 Update*.

Modelling based on 2018 school data and ABS and other agency financial year data to produce estimates for 2017-18. Further modelling by State Electorate. Data includes direct and indirect contributions.

NOTE: Some figures have been rounded and percentages may not add up to 100.

### ECONOMIC CONTRIBUTION<sup>3</sup>

#### INDEPENDENT SCHOOLS contribute:

- \$52.2m in direct and indirect economic activity
- \$33.5m in wages and salaries
- 358 full-time jobs

#### INDEPENDENT SCHOOLS provide savings to taxpayers and governments of:

- \$10.4m in recurrent savings
- \$1.6m in capital savings from parent contributions.

#### LOCAL MEMBER

Mr Thomas Smith MP  
Australian Labor Party