



### LOCATION OF SCHOOLS<sup>1</sup>

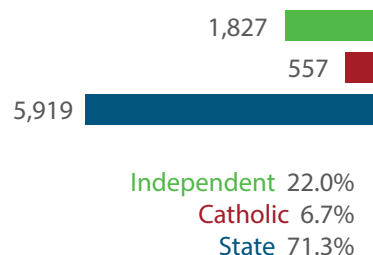
Shows how many students attend schools located in this Queensland electorate.

SECTOR	NUMBER			PERCENTAGE		
	P-6	7-12	TOTAL	P-6	7-12	TOTAL
INDEPENDENT	952	875	1,827	16.7%	33.7%	22.0%
CATHOLIC	557	0	557	9.8%	0.0%	6.7%
STATE	4,200	1,719	5,919	73.6%	66.3%	71.3%
<b>TOTAL</b>	<b>5,709</b>	<b>2,594</b>	<b>8,303</b>			

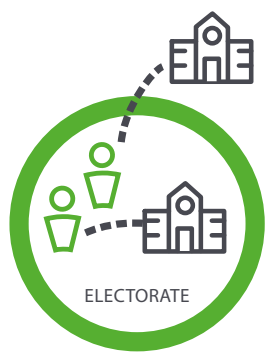
#### Independent schools and campuses in this electorate

Calvary Christian College: Primary

John Paul College: Combined Primary & Secondary



**Total Students, by Sector, Attending Schools Located in this Electorate**



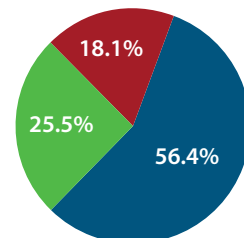
### STUDENT PARTICIPATION RATES<sup>2</sup>

Shows how many students living in this Queensland electorate attend schools either located in this electorate, or in another electorate.

ENROLMENTS:	PRIMARY STUDENTS		SECONDARY STUDENTS		ALL STUDENTS	
	NO.	%	NO.	%	NO.	%
INDEPENDENT	929	19.9%	1,154	32.9%	2,083	25.5%
CATHOLIC	853	18.3%	625	17.8%	1,478	18.1%
STATE	2,884	61.8%	1,724	49.2%	4,608	56.4%
<b>TOTAL</b>	<b>4,666</b>		<b>3,503</b>		<b>8,169</b>	

#### Total Students, by Sector, Living in this Electorate

Independent 2,083  
Catholic 1,478  
State 4,608



#### DATA SOURCE

1 Fulltime enrolments based on 2020 Non-Government Schools Census (State) February Collection.

2 Participation rates based on 2016 Census of Population and Housing.

3 AEC Group. (2020). *Economic Significance of Independent Schools to the Queensland Economy, 2020 Update*.

Modelling based on 2018 school data and ABS and other agency financial year data to produce estimates for 2017-18. Further modelling by State Electorate. Data includes direct and indirect contributions.

NOTE: Some figures have been rounded and percentages may not add up to 100.

### ECONOMIC CONTRIBUTION<sup>3</sup>

#### INDEPENDENT SCHOOLS contribute:

- \$107.1m in direct and indirect economic activity
- \$64.5m in wages and salaries
- 695 full-time jobs

#### INDEPENDENT SCHOOLS provide savings to taxpayers and governments of:

- \$13.2m in recurrent savings
- \$4.9m in capital savings from parent contributions.

**LOCAL MEMBER**  
Hon Mick de Brenni MP  
Australian Labor Party