



LOCATION OF SCHOOLS¹

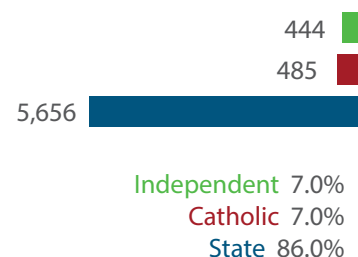
Shows how many students attend schools located in this Queensland electorate.

SECTOR	NUMBER			PERCENTAGE		
	P-6	7-12	TOTAL	P-6	7-12	TOTAL
INDEPENDENT	296	148	444	8.0%	5.0%	7.0%
CATHOLIC	485	0	485	13.0%	0.0%	7.0%
STATE	2,882	2,774	5,656	79.0%	95.0%	86.0%
TOTAL	3,663	2,922	6,585			

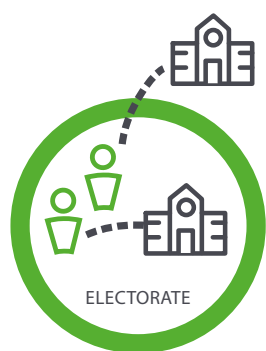
Independent schools and campuses in this electorate

Samford Valley Steiner School: Combined Primary & Secondary

YOS Lawnton: Secondary



Total Students, by Sector, Attending Schools Located in this Electorate



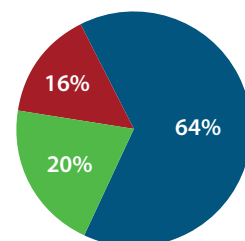
STUDENT PARTICIPATION RATES²

Shows how many students living in this Queensland electorate attend schools either located in this electorate, or in another electorate.

ENROLMENTS:	PRIMARY STUDENTS		SECONDARY STUDENTS		ALL STUDENTS	
	NO.	%	NO.	%	NO.	%
INDEPENDENT	878	16.0%	1,122	25.0%	2,000	20.0%
CATHOLIC	814	15.0%	723	16.0%	1,537	16.0%
STATE	3,651	69.0%	2,580	59.0%	6,231	64.0%
TOTAL	5,343		4,425		9,768	

Total Students, by Sector, Living in this Electorate

Independent 2,000
Catholic 1,537
State 6,231



DATA SOURCE

1 Fulltime enrolments based on 2022 Non-Government Schools Census (State) February Collection.

2 Participation rates based on 2021 Census of Population and Housing.

3 AEC Group. (2020). *Economic Significance of Independent Schools to the Queensland Economy, 2020 Update*.

Modelling based on 2018 school data and ABS and other agency financial year data to produce estimates for 2017-18. Further modelling by State Electorate. Data includes direct and indirect contributions.

NOTE: Some figures have been rounded and percentages may not add up to 100.

ECONOMIC CONTRIBUTION³

INDEPENDENT SCHOOLS contribute:

- \$15.6m in direct and indirect economic activity
- \$9.8m in wages and salaries
- 125 full-time jobs

INDEPENDENT SCHOOLS provide savings to taxpayers and governments of:

- \$2.7m in recurrent savings
- \$0m in capital savings from parent contributions.

LOCAL MEMBER
Ms Nikki Boyd MP
Australian Labor Party