



LOCATION OF SCHOOLS¹

Shows how many students attend schools located in this Queensland electorate.

SECTOR	NUMBER			PERCENTAGE		
	P-6	7-12	TOTAL	P-6	7-12	TOTAL
INDEPENDENT	899	903	1,802	12.8%	13.7%	13.2%
CATHOLIC	2,007	2471	4,478	28.5%	37.6%	32.9%
STATE	4,130	3197	7,327	58.7%	48.7%	53.8%
TOTAL	7,036	6571	13,607			

Independent schools and campuses in this electorate

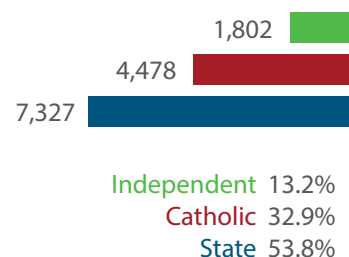
Carlisle Adventist Christian College: Combined Primary & Secondary

Kutta Mulla Gorinna Special Assistance School: Secondary

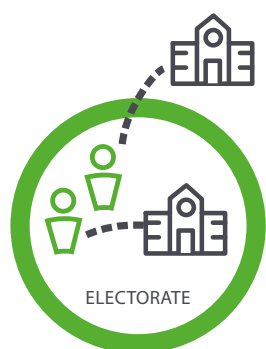
Mackay Christian College (Quarry St): Combined Primary & Secondary

Mackay Christian College (Ambrose Way): Primary

Whitsunday Anglican School: Combined Primary & Secondary



Total Students, by Sector, Attending Schools Located in this Electorate



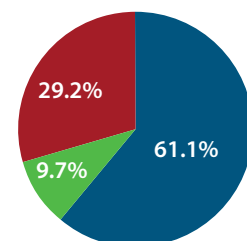
STUDENT PARTICIPATION RATES²

Shows how many students living in this Queensland electorate attend schools either located in this electorate, or in another electorate.

ENROLMENTS:	PRIMARY STUDENTS		SECONDARY STUDENTS		ALL STUDENTS	
	NO.	%	NO.	%	NO.	%
INDEPENDENT	397	8.9%	368	10.7%	765	9.7%
CATHOLIC	1,183	26.6%	1,117	32.5%	2,300	29.2%
STATE	2,865	64.5%	1,947	56.7%	4,812	61.1%
TOTAL	4,445		3,432		7,877	

Total Students, by Sector, Living in this Electorate

Independent 765
 Catholic 2,300
 State 4,812



DATA SOURCE

1 Fulltime enrolments based on 2020 Non-Government Schools Census (State) February Collection.

2 Participation rates based on 2016 Census of Population and Housing.

3 AEC Group. (2020). *Economic Significance of Independent Schools to the Queensland Economy, 2020 Update*.

Modelling based on 2018 school data and ABS and other agency financial year data to produce estimates for 2017-18. Further modelling by State Electorate. Data includes direct and indirect contributions.

NOTE: Some figures have been rounded and percentages may not add up to 100.

ECONOMIC CONTRIBUTION³

INDEPENDENT SCHOOLS contribute:

- \$49m in direct and indirect economic activity
- \$32.9m in wages and salaries
- 369 full-time jobs

INDEPENDENT SCHOOLS provide savings to taxpayers and governments of:

- \$11.1m in recurrent savings
- \$0.6m in capital savings from parent contributions.

LOCAL MEMBER

Mrs Julieanne Gilbert MP
Australian Labor Party