

LOCATION OF SCHOOLS¹

Shows how many students attend schools located in this Queensland electorate.

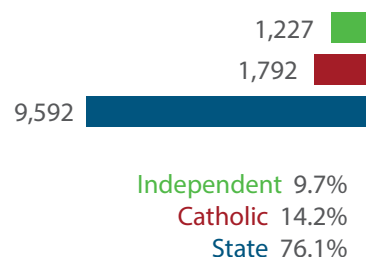


SECTOR	NUMBER		
	P-6	7-12	TOTAL
INDEPENDENT	687	540	1,227
CATHOLIC	669	1123	1,792
STATE	5,233	4360	9,592
TOTAL	6,588	6023	12,611

	PERCENTAGE		
	P-6	7-12	TOTAL
INDEPENDENT	10.4%	9.0%	9.7%
CATHOLIC	10.1%	18.6%	14.2%
STATE	79.4%	72.4%	76.1%

Independent schools and campuses in this electorate

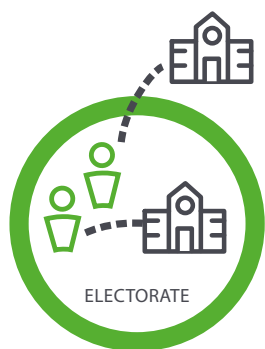
- Alta-1 College: Secondary
- Alta-1 College (Distance): Secondary
- Carmichael College: Combined Primary & Secondary
- Grace Lutheran College: Secondary
- Horizons College of Learning and Enrichment: Secondary
- St Paul's Lutheran Primary School: Primary



Total Students, by Sector, Attending Schools Located in this Electorate

STUDENT PARTICIPATION RATES²

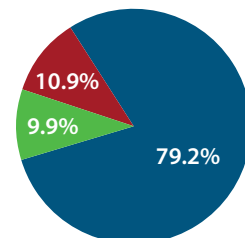
Shows how many students living in this Queensland electorate attend schools either located in this electorate, or in another electorate.



ENROLMENTS:	PRIMARY STUDENTS		SECONDARY STUDENTS		ALL STUDENTS	
	NO.	%	NO.	%	NO.	%
INDEPENDENT	483	10.1%	318	9.5%	801	9.9%
CATHOLIC	458	9.5%	432	13.0%	890	10.9%
STATE	3,855	80.4%	2,583	77.5%	6,438	79.2%
TOTAL	4,796		3,333		8,129	

Total Students, by Sector, Living in this Electorate

Independent 801
Catholic 890
State 6,438



DATA SOURCE

1 Fulltime enrolments based on 2020 Non-Government Schools Census (State) February Collection.

2 Participation rates based on 2016 Census of Population and Housing.

3 AEC Group. (2020). *Economic Significance of Independent Schools to the Queensland Economy, 2020 Update*.

Modelling based on 2018 school data and ABS and other agency financial year data to produce estimates for 2017-18. Further modelling by State Electorate. Data includes direct and indirect contributions.

NOTE: Some figures have been rounded and percentages may not add up to 100.

ECONOMIC CONTRIBUTION³

INDEPENDENT SCHOOLS contribute:

- \$40.5m in direct and indirect economic activity
- \$23.6m in wages and salaries
- 284 full-time jobs

INDEPENDENT SCHOOLS provide savings to taxpayers and governments of:

- \$7m in recurrent savings
- \$1.2m in capital savings from parent contributions.

LOCAL MEMBER
Hon Mark Ryan MP
Australian Labor Party