

### LOCATION OF SCHOOLS<sup>1</sup>

Shows how many students attend schools located in this Queensland electorate.



SECTOR	NUMBER		
	P-6	7-12	TOTAL
INDEPENDENT	31	11	42
CATHOLIC	1,483	1,689	3,172
STATE	3,121	1,790	4,911
TOTAL	4,635	3,490	8,125

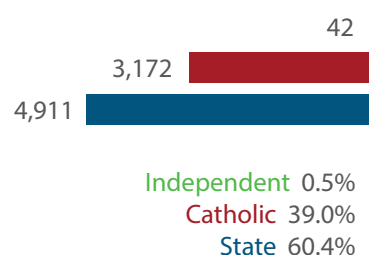
SECTOR	PERCENTAGE		
	P-6	7-12	TOTAL
INDEPENDENT	0.7%	0.3%	0.5%
CATHOLIC	32.0%	48.4%	39.0%
STATE	67.3%	51.3%	60.4%

### Independent schools and campuses in this electorate

**Autism Queensland Education & Therapy Centre:**

Combined Primary & Secondary

**Invictus Community College:** Approved but not open

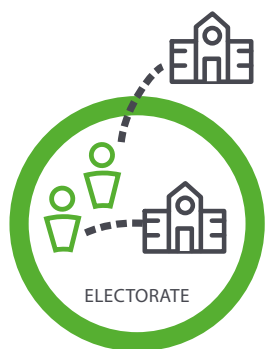


Independent 0.5%  
Catholic 39.0%  
State 60.4%

**Total Students, by Sector, Attending Schools Located in this Electorate**

### STUDENT PARTICIPATION RATES<sup>2</sup>

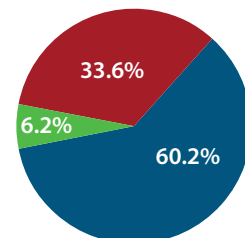
Shows how many students living in this Queensland electorate attend schools either located in this electorate, or in another electorate.



ENROLMENTS:	PRIMARY STUDENTS		SECONDARY STUDENTS		ALL STUDENTS	
	NO.	%	NO.	%	NO.	%
INDEPENDENT	138	3.2%	314	10.3%	452	6.2%
CATHOLIC	1,360	31.8%	1,104	36.3%	2,464	33.6%
STATE	2,783	65.0%	1,626	53.4%	4,409	60.2%
TOTAL	4,281		3,044		7,325	

### Total Students, by Sector, Living in this Electorate

Independent 452  
Catholic 2,464  
State 4,409



#### DATA SOURCE

1 Fulltime enrolments based on 2020 Non-Government Schools Census (State) February Collection.

2 Participation rates based on 2016 Census of Population and Housing.

3 AEC Group. (2020). *Economic Significance of Independent Schools to the Queensland Economy, 2020 Update*.

Modelling based on 2018 school data and ABS and other agency financial year data to produce estimates for 2017-18. Further modelling by State Electorate. Data includes direct and indirect contributions.

NOTE: Some figures have been rounded and percentages may not add up to 100.

### ECONOMIC CONTRIBUTION<sup>3</sup>

#### INDEPENDENT SCHOOLS contribute:

- \$6.6m in direct and indirect economic activity
- \$4.3m in wages and salaries
- 58 full-time jobs

#### INDEPENDENT SCHOOLS provide savings to taxpayers and governments of:

- \$0.8m in recurrent savings
- \$0m in capital savings from parent contributions.

#### LOCAL MEMBER

Hon Stirling Hinchliffe MP  
Australian Labor Party