

LOCATION OF SCHOOLS¹

Shows how many students attend schools located in this Queensland electorate.

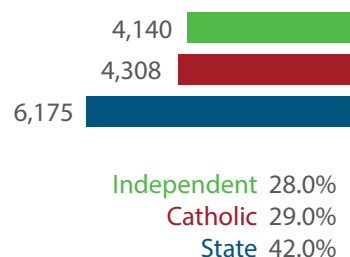


SECTOR	NUMBER		
	P-6	7-12	TOTAL
INDEPENDENT	1,352	2,788	4,140
CATHOLIC	1,919	2,389	4,308
STATE	3,523	2,652	6,175
TOTAL	6,794	7,829	14,623

SECTOR	PERCENTAGE		
	P-6	7-12	TOTAL
INDEPENDENT	20.0%	36.0%	28.0%
CATHOLIC	28.0%	31.0%	29.0%
STATE	52.0%	34.0%	42.0%

Independent schools and campuses in this electorate

- Australian Industry Trade College – Toowoomba:** Secondary
- Fairholme College:** Combined Primary & Secondary
- The Glennie School:** Combined Primary & Secondary
- Toowoomba Anglican College:** Combined Primary & Secondary
- Toowoomba Christian College:** Combined Primary & Secondary
- Toowoomba Grammar School:** Combined Primary & Secondary

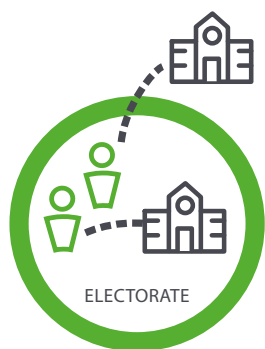


Total Students, by Sector, Attending Schools Located in this Electorate

Independent 28.0%
Catholic 29.0%
State 42.0%

STUDENT PARTICIPATION RATES²

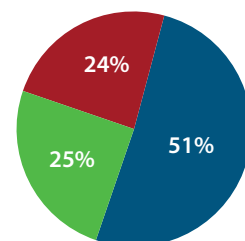
Shows how many students living in this Queensland electorate attend schools either located in this electorate, or in another electorate.



ENROLMENTS:	PRIMARY STUDENTS		SECONDARY STUDENTS		ALL STUDENTS	
	NO.	%	NO.	%	NO.	%
INDEPENDENT	789	18.0%	1,501	33.0%	2,290	25.0%
CATHOLIC	1,060	24.0%	1,120	25.0%	2,180	24.0%
STATE	2,622	58.0%	1,930	42.0%	4,552	51.0%
TOTAL	4,471		4,551		9,022	

Total Students, by Sector, Living in this Electorate

Independent 2,290
Catholic 2,180
State 4,552



DATA SOURCE

1 Fulltime enrolments based on 2022 Non-Government Schools Census (State) February Collection.

2 Participation rates based on 2021 Census of Population and Housing.

3 AEC Group. (2020). *Economic Significance of Independent Schools to the Queensland Economy, 2020 Update*.

Modelling based on 2018 school data and ABS and other agency financial year data to produce estimates for 2017-18. Further modelling by State Electorate. Data includes direct and indirect contributions.

NOTE: Some figures have been rounded and percentages may not add up to 100.

ECONOMIC CONTRIBUTION³

INDEPENDENT SCHOOLS contribute:

- \$131.7m in direct and indirect economic activity
- \$84.9m in wages and salaries
- 897 full-time jobs

INDEPENDENT SCHOOLS provide savings to taxpayers and governments of:

- \$25.9m in recurrent savings
- \$6.6m in capital savings from parent contributions.

LOCAL MEMBER
Mr Trevor Watts MP
Liberal National Party of Queensland