



### LOCATION OF SCHOOLS<sup>1</sup>

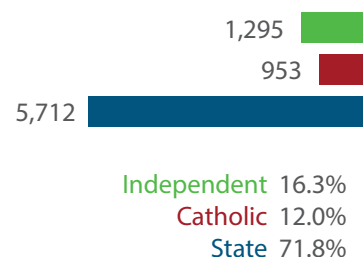
Shows how many students attend schools located in this Queensland electorate.

SECTOR	NUMBER			PERCENTAGE		
	P-6	7-12	TOTAL	P-6	7-12	TOTAL
INDEPENDENT	411	884	<b>1,295</b>	8.5%	28.3%	<b>16.3%</b>
CATHOLIC	953	0	<b>953</b>	19.7%	0.0%	<b>12.0%</b>
STATE	3,476	2,237	<b>5,712</b>	71.8%	71.7%	<b>71.8%</b>
TOTAL	4,840	3,121	<b>7,961</b>			

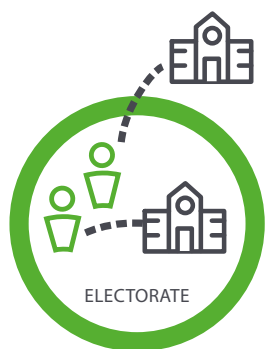
#### Independent schools and campuses in this electorate

**Jabiru Community College:** Secondary

**St Paul's School:** Combined Primary & Secondary



**Total Students, by Sector, Attending Schools Located in this Electorate**



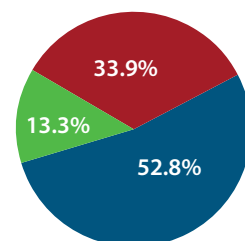
### STUDENT PARTICIPATION RATES<sup>2</sup>

Shows how many students living in this Queensland electorate attend schools either located in this electorate, or in another electorate.

ENROLMENTS:	PRIMARY STUDENTS		SECONDARY STUDENTS		ALL STUDENTS	
	NO.	%	NO.	%	NO.	%
INDEPENDENT	365	8.9%	626	18.7%	991	13.3%
CATHOLIC	1,281	31.4%	1,236	36.9%	2,517	33.9%
STATE	2,433	59.6%	1,492	44.5%	3,925	52.8%
TOTAL	4,079		3,354		7,433	

#### Total Students, by Sector, Living in this Electorate

Independent 991  
Catholic 2,517  
State 3,925



#### DATA SOURCE

1 Fulltime enrolments based on 2020 Non-Government Schools Census (State) February Collection.

2 Participation rates based on 2016 Census of Population and Housing.

3 AEC Group. (2020). *Economic Significance of Independent Schools to the Queensland Economy, 2020 Update*.

Modelling based on 2018 school data and ABS and other agency financial year data to produce estimates for 2017-18. Further modelling by State Electorate. Data includes direct and indirect contributions.

NOTE: Some figures have been rounded and percentages may not add up to 100.

### ECONOMIC CONTRIBUTION<sup>3</sup>

#### INDEPENDENT SCHOOLS contribute:

- \$52.1m in direct and indirect economic activity
- \$31.6m in wages and salaries
- 353 full-time jobs

#### INDEPENDENT SCHOOLS provide savings to taxpayers and governments of:

- \$8.1m in recurrent savings
- \$4.9m in capital savings from parent contributions.

#### LOCAL MEMBER

Mr Bart Mellish MP  
Australian Labor Party