

LOCATION OF SCHOOLS¹

Shows how many students attend schools located in this Queensland electorate.



SECTOR	NUMBER			PERCENTAGE		
	P-6	7-12	TOTAL	P-6	7-12	TOTAL
INDEPENDENT	876	726	1,600	9.0%	16.0%	11.0%
CATHOLIC	848	543	1,391	9.0%	12.0%	10.0%
STATE	7,702	3,340	11,042	82.0%	72.0%	79.0%
TOTAL	9,426	4,607	14,033			

Independent schools and campuses in this electorate

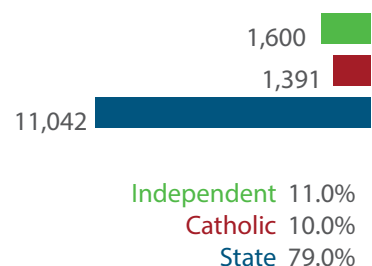
Faith Christian School of Distance Education: Secondary

Groves Christian College (Distance): Combined Primary & Secondary

Groves Christian College (Laughlin St): Combined Primary & Secondary

Groves Christian College (Velorum Dr): Primary

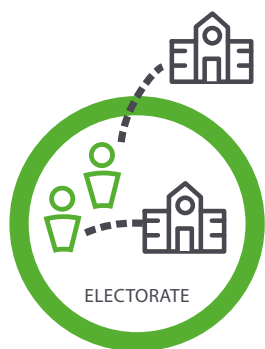
YMCA Vocational School - Logan: Primary



Total Students, by Sector, Attending Schools Located in this Electorate

STUDENT PARTICIPATION RATES²

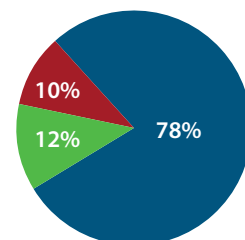
Shows how many students living in this Queensland electorate attend schools either located in this electorate, or in another electorate.



ENROLMENTS:	PRIMARY STUDENTS		SECONDARY STUDENTS		ALL STUDENTS	
	NO.	%	NO.	%	NO.	%
INDEPENDENT	831	11.0%	725	12.0%	1,556	12.0%
CATHOLIC	834	11.0%	490	8.0%	1,324	10.0%
STATE	5,611	78.0%	4,739	80.0%	10,350	78.0%
TOTAL	7,276		5,954		13,230	

Total Students, by Sector, Living in this Electorate

Independent 1,556
Catholic 1,324
State 10,350



DATA SOURCE

1 Fulltime enrolments based on 2022 Non-Government Schools Census (State) February Collection.

2 Participation rates based on 2021 Census of Population and Housing.

3 AEC Group. (2020). *Economic Significance of Independent Schools to the Queensland Economy, 2020 Update*.

Modelling based on 2018 school data and ABS and other agency financial year data to produce estimates for 2017-18. Further modelling by State Electorate. Data includes direct and indirect contributions.

NOTE: Some figures have been rounded and percentages may not add up to 100.

ECONOMIC CONTRIBUTION³

INDEPENDENT SCHOOLS contribute:

- \$38.1m in direct and indirect economic activity
- \$22.5m in wages and salaries
- 288 full-time jobs

INDEPENDENT SCHOOLS provide savings to taxpayers and governments of:

- \$9.8m in recurrent savings
- \$0.8m in capital savings from parent contributions.

LOCAL MEMBER

Hon Cameron Dick MP
Australian Labor Party