



LOCATION OF SCHOOLS¹

Shows how many students attend schools located in this Queensland electorate.

SECTOR	NUMBER			PERCENTAGE		
	P-6	7-12	TOTAL	P-6	7-12	TOTAL
INDEPENDENT	1,143	2,823	3,966	17.0%	31.0%	25.0%
CATHOLIC	778	2,546	3,234	11.0%	28.0%	21.0%
STATE	4,865	3,858	8,723	72.0%	42.0%	54.0%
TOTAL	6,786	9,226	16,012			

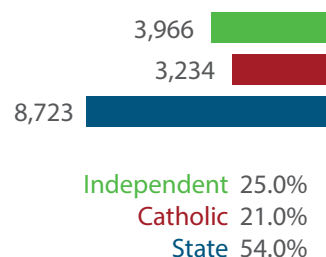
Independent schools and campuses in this electorate

Brisbane Boys' College: Combined Primary & Secondary

Brisbane Montessori School: Combined Primary & Secondary

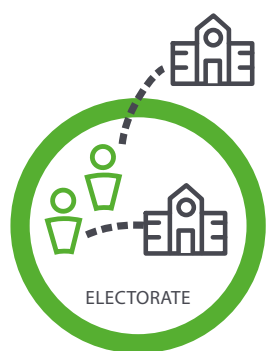
St Peters Lutheran College: Combined Primary & Secondary

The Glenleighden School: Combined Primary & Secondary



Total Students, by Sector, Attending Schools Located in this Electorate

Independent 25.0%
Catholic 21.0%
State 54.0%



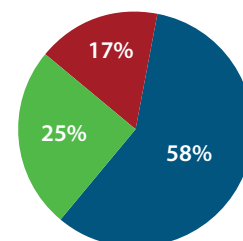
STUDENT PARTICIPATION RATES²

Shows how many students living in this Queensland electorate attend schools either located in this electorate, or in another electorate.

ENROLMENTS:	PRIMARY STUDENTS		SECONDARY STUDENTS		ALL STUDENTS	
	NO.	%	NO.	%	NO.	%
INDEPENDENT	516	12.0%	1,529	39.0%	2,045	25.0%
CATHOLIC	529	12.0%	871	22.0%	1,400	17.0%
STATE	3,365	76.0%	1,507	39.0%	4,872	58.0%
TOTAL	4,410		3,907		8,317	

Total Students, by Sector, Living in this Electorate

Independent 2,045
Catholic 1,400
State 4,872



DATA SOURCE

1 Fulltime enrolments based on 2022 Non-Government Schools Census (State) February Collection.

2 Participation rates based on 2021 Census of Population and Housing.

3 AEC Group. (2020). *Economic Significance of Independent Schools to the Queensland Economy, 2020 Update*.

Modelling based on 2018 school data and ABS and other agency financial year data to produce estimates for 2017-18. Further modelling by State Electorate. Data includes direct and indirect contributions.

NOTE: Some figures have been rounded and percentages may not add up to 100.

ECONOMIC CONTRIBUTION³

INDEPENDENT SCHOOLS contribute:

- \$174.3m in direct and indirect economic activity
- \$115.3m in wages and salaries
- 1,128 full-time jobs

INDEPENDENT SCHOOLS provide savings to taxpayers and governments of:

- \$25.3m in recurrent savings
- \$6.5m in capital savings from parent contributions.

LOCAL MEMBER

Mr Michael Berkman MP
Queensland Greens