

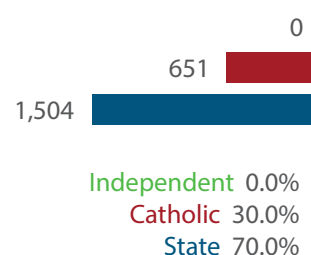


LOCATION OF SCHOOLS¹

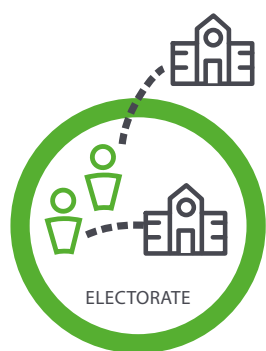
Shows how many students attend schools located in this Queensland electorate.

SECTOR	NUMBER			PERCENTAGE		
	P-6	7-12	TOTAL	P-6	7-12	TOTAL
INDEPENDENT	0	0	0	0.0%	0	0.0%
CATHOLIC	651	0	651	30.0%	0	30.0%
STATE	1,504	0	1,504	70.0%	0	70.0%
TOTAL	2,155	0	2,155			

There are no independent schools or campuses in this electorate.



**Total Students, by Sector,
Attending Schools Located
in this Electorate**



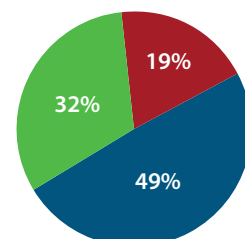
STUDENT PARTICIPATION RATES²

Shows how many students living in this Queensland electorate attend schools either located in this electorate, or in another electorate.

ENROLMENTS: SECTOR	PRIMARY STUDENTS		SECONDARY STUDENTS		ALL STUDENTS	
	NO.	%	NO.	%	NO.	%
INDEPENDENT	853	29.0%	997	37.0%	1,850	32.0%
CATHOLIC	705	24.0%	375	14.0%	1,080	19.0%
STATE	1,418	47.0%	1,350	49.0%	2,768	49.0%
TOTAL	2,976		2,722		5,698	

**Total Students, by Sector,
Living in this Electorate**

Independent 1,850
Catholic 1,080
State 2,768



DATA SOURCE

¹ Fulltime enrolments based on 2022 Non-Government Schools Census (State) February Collection.

² Participation rates based on 2021 Census of Population and Housing.

LOCAL MEMBER

Mr David Crisafulli MP
Liberal National Party
of Queensland