



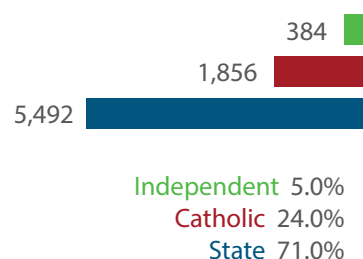
LOCATION OF SCHOOLS¹

Shows how many students attend schools located in this Queensland electorate.

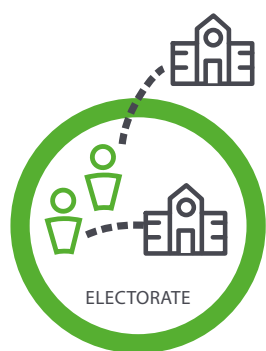
SECTOR	NUMBER			PERCENTAGE		
	P-6	7-12	TOTAL	P-6	7-12	TOTAL
INDEPENDENT	201	183	384	4.0%	6.0%	5.0%
CATHOLIC	1,185	671	1,856	26.0%	21.0%	24.0%
STATE	3,110	2,382	5,492	69.0%	74.0%	71.0%
TOTAL	4,496	3,236	7,732			

Independent schools and campuses in this electorate

Dalby Christian College: Combined Primary & Secondary



Total Students, by Sector, Attending Schools Located in this Electorate



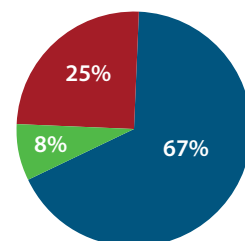
STUDENT PARTICIPATION RATES²

Shows how many students living in this Queensland electorate attend schools either located in this electorate, or in another electorate.

ENROLMENTS:	PRIMARY STUDENTS		SECONDARY STUDENTS		ALL STUDENTS	
	NO.	%	NO.	%	NO.	%
INDEPENDENT	228	6.0%	274	10.0%	502	8.0%
CATHOLIC	1,047	27.0%	575	21.0%	1,622	25.0%
STATE	2,627	67.0%	1,850	69.0%	4,477	67.0%
TOTAL	3,902		2,699		6,601	

Total Students, by Sector, Living in this Electorate

Independent 502
Catholic 1,622
State 4,477



DATA SOURCE

1 Fulltime enrolments based on 2022 Non-Government Schools Census (State) February Collection.

2 Participation rates based on 2021 Census of Population and Housing.

3 AEC Group. (2020). *Economic Significance of Independent Schools to the Queensland Economy, 2020 Update*.

Modelling based on 2018 school data and ABS and other agency financial year data to produce estimates for 2017-18. Further modelling by State Electorate. Data includes direct and indirect contributions.

NOTE: Some figures have been rounded and percentages may not add up to 100.

ECONOMIC CONTRIBUTION³

INDEPENDENT SCHOOLS contribute:

- \$10m in direct and indirect economic activity
- \$5.4m in wages and salaries
- 63 full-time jobs

INDEPENDENT SCHOOLS provide savings to taxpayers and governments of:

- \$2.3m in recurrent savings
- \$0.2m in capital savings from parent contributions.

LOCAL MEMBER
Ms Ann Leahy MP
Liberal National Party of Queensland