

LOCATION OF SCHOOLS¹

Shows how many students attend schools located in this Queensland electorate.



SECTOR	NUMBER			PERCENTAGE		
	P-6	7-12	TOTAL	P-6	7-12	TOTAL
INDEPENDENT	1,257	1259	2,516	18.1%	32.4%	23.2%
CATHOLIC	1,754	1621	3,375	25.2%	41.7%	31.1%
STATE	3,943	1005	4,948	56.7%	25.9%	45.6%
TOTAL	6,954	3885	10,839			

Independent schools and campuses in this electorate

Annandale Christian College: Combined Primary & Secondary

Enkindle Village School: Primary

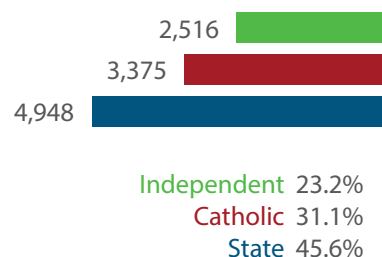
Riverside Adventist Christian School: Primary

Tec-NQ: Secondary

The Cathedral School of St Anne and St James: Combined Primary & Secondary

Townsville Grammar School (Vincent Campus): Combined Primary & Secondary

Townsville Grammar School (Annandale Campus): Primary

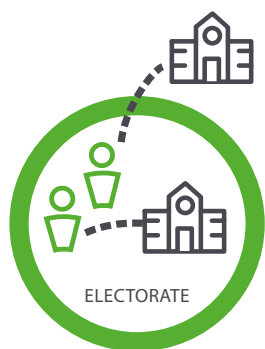


Total Students, by Sector, Attending Schools Located in this Electorate

Independent 23.2%
Catholic 31.1%
State 45.6%

STUDENT PARTICIPATION RATES²

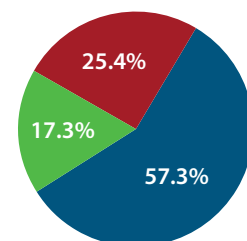
Shows how many students living in this Queensland electorate attend schools either located in this electorate, or in another electorate.



ENROLMENTS:	PRIMARY STUDENTS		SECONDARY STUDENTS		ALL STUDENTS	
	NO.	%	NO.	%	NO.	%
INDEPENDENT	633	15.4%	635	19.6%	1,268	17.3%
CATHOLIC	953	23.2%	908	28.1%	1,861	25.4%
STATE	2,516	61.3%	1,690	52.3%	4,206	57.3%
TOTAL	4,102		3,233		7,335	

Total Students, by Sector, Living in this Electorate

Independent 1,268
Catholic 1,861
State 4,206



DATA SOURCE

1 Fulltime enrolments based on 2020 Non-Government Schools Census (State) February Collection.

2 Participation rates based on 2016 Census of Population and Housing.

3 AEC Group. (2020). *Economic Significance of Independent Schools to the Queensland Economy, 2020 Update*.

Modelling based on 2018 school data and ABS and other agency financial year data to produce estimates for 2017-18. Further modelling by State Electorate. Data includes direct and indirect contributions.

NOTE: Some figures have been rounded and percentages may not add up to 100.

ECONOMIC CONTRIBUTION³

INDEPENDENT SCHOOLS contribute:

- \$81.5m in direct and indirect economic activity
- \$51.5m in wages and salaries
- 601 full-time jobs

INDEPENDENT SCHOOLS provide savings to taxpayers and governments of:

- \$15.9m in recurrent savings
- \$2.3m in capital savings from parent contributions.

LOCAL MEMBER
Mr Leslie Walker MP
Australian Labor Party