

LOCATION OF SCHOOLS¹

Shows how many students attend schools located in this Queensland electorate.



SECTOR	NUMBER			PERCENTAGE		
	P-6	7-12	TOTAL	P-6	7-12	TOTAL
INDEPENDENT	1,793	1,554	3,347	25.0%	19.0%	22.0%
CATHOLIC	1,264	1,496	2,761	18.0%	19.0%	18.0%
STATE	4,136	5,002	9,138	57.0%	62.0%	60.0%
TOTAL	7,193	8,052	15,245			

Independent schools and campuses in this electorate

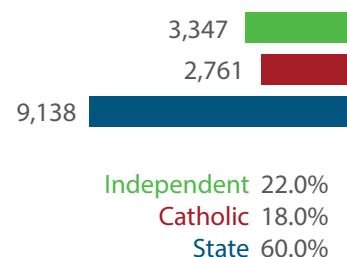
Brisbane Adventist College: Combined Primary & Secondary

Citipointe Christian College: Combined Primary & Secondary

Redeemer Lutheran College: Combined Primary & Secondary

Sinai College: Primary

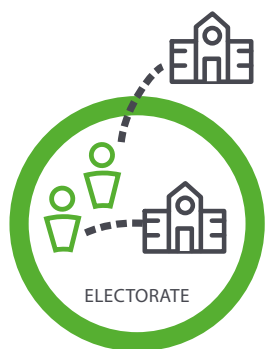
Yarranlea Primary School: Primary



Total Students, by Sector, Attending Schools Located in this Electorate

STUDENT PARTICIPATION RATES²

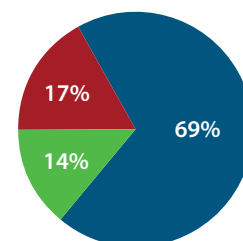
Shows how many students living in this Queensland electorate attend schools either located in this electorate, or in another electorate.



ENROLMENTS:	PRIMARY STUDENTS		SECONDARY STUDENTS		ALL STUDENTS	
	NO.	%	NO.	%	NO.	%
INDEPENDENT	663	13.0%	713	15.0%	1,376	14.0%
CATHOLIC	909	17.0%	764	16.0%	1,673	17.0%
STATE	3,729	70.0%	3,298	69.0%	7,027	69.0%
TOTAL	5,301		4,775		10,076	

Total Students, by Sector, Living in this Electorate

Independent 1,376
Catholic 1,673
State 7,027



DATA SOURCE

1 Fulltime enrolments based on 2022 Non-Government Schools Census (State) February Collection.

2 Participation rates based on 2021 Census of Population and Housing.

3 AEC Group. (2020). *Economic Significance of Independent Schools to the Queensland Economy, 2020 Update*.

Modelling based on 2018 school data and ABS and other agency financial year data to produce estimates for 2017-18. Further modelling by State Electorate. Data includes direct and indirect contributions.

NOTE: Some figures have been rounded and percentages may not add up to 100.

ECONOMIC CONTRIBUTION³

INDEPENDENT SCHOOLS contribute:

- \$118.8m in direct and indirect economic activity
- \$75.5m in wages and salaries
- 801 full-time jobs

INDEPENDENT SCHOOLS provide savings to taxpayers and governments of:

- \$21.7m in recurrent savings
- \$3.2m in capital savings from parent contributions.

LOCAL MEMBER
Ms Corrine McMillan MP
Australian Labor Party