

LOCATION OF SCHOOLS¹

Shows how many students attend schools located in this Queensland electorate.



SECTOR	NUMBER			PERCENTAGE		
	P-6	7-12	TOTAL	P-6	7-12	TOTAL
INDEPENDENT	1,419	1124	2,542	24.4%	33.6%	27.7%
CATHOLIC	0	0	0	0.0%	0.0%	0.0%
STATE	4,400	2223	6,623	75.6%	66.4%	72.3%
TOTAL	5,819	3347	9,165			

Independent schools and campuses in this electorate

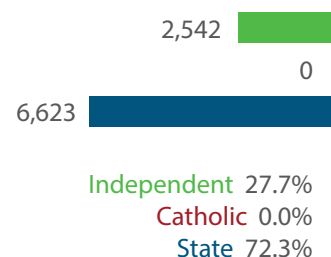
Autism Queensland Education & Therapy Centre:

Combined Primary & Secondary

Faith Christian School of Distance Education (Karawatha):

Combined Primary & Secondary

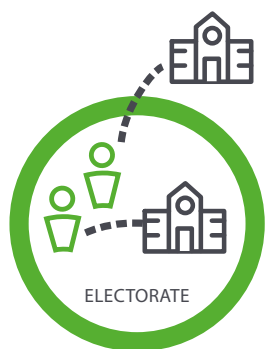
Islamic College of Brisbane: Combined Primary & Secondary



Total Students, by Sector, Attending Schools Located in this Electorate

STUDENT PARTICIPATION RATES²

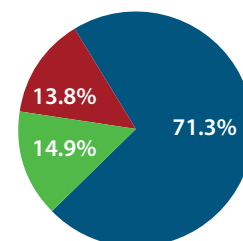
Shows how many students living in this Queensland electorate attend schools either located in this electorate, or in another electorate.



ENROLMENTS:	PRIMARY STUDENTS		SECONDARY STUDENTS		ALL STUDENTS	
	NO.	%	NO.	%	NO.	%
INDEPENDENT	593	12.4%	668	18.2%	1,261	14.9%
CATHOLIC	544	11.3%	622	16.9%	1,166	13.8%
STATE	3,663	76.3%	2,380	64.9%	6,043	71.3%
TOTAL	4,800		3,670		8,470	

Total Students, by Sector, Living in this Electorate

Independent 1,261
Catholic 1,166
State 6,043



DATA SOURCE

1 Fulltime enrolments based on 2020 Non-Government Schools Census (State) February Collection.

2 Participation rates based on 2016 Census of Population and Housing.

3 AEC Group. (2020). *Economic Significance of Independent Schools to the Queensland Economy, 2020 Update*.

Modelling based on 2018 school data and ABS and other agency financial year data to produce estimates for 2017-18. Further modelling by State Electorate. Data includes direct and indirect contributions.

NOTE: Some figures have been rounded and percentages may not add up to 100.

ECONOMIC CONTRIBUTION³

INDEPENDENT SCHOOLS contribute:

- \$34.3m in direct and indirect economic activity
- \$21m in wages and salaries
- 260 full-time jobs

INDEPENDENT SCHOOLS provide savings to taxpayers and governments of:

- \$7.8m in recurrent savings
- \$0.1m in capital savings from parent contributions.

LOCAL MEMBER

Mr Duncan Pegg MP
Australian Labor Party