



LOCATION OF SCHOOLS¹

Shows how many students attend schools located in this Queensland electorate.

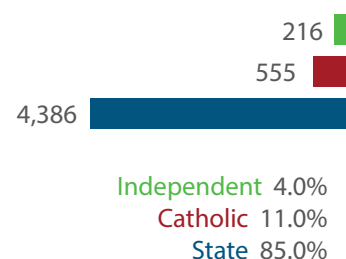
SECTOR	NUMBER		
	P-6	7-12	TOTAL
INDEPENDENT	45	171	216
CATHOLIC	555	0	555
STATE	3,358	1,028	4,386
TOTAL	3,958	1,199	5,157

SECTOR	PERCENTAGE		
	P-6	7-12	TOTAL
INDEPENDENT	1.0%	14.0%	4.0%
CATHOLIC	14.0%	0.0%	11.0%
STATE	85.0%	86.0%	85.0%

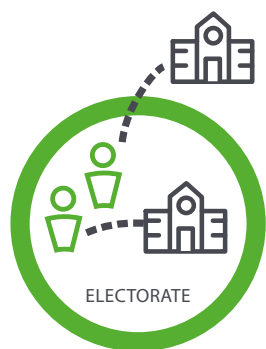
Independent schools or campuses in this electorate

The Village School - Gold Coast: Primary

The BUSY School: Secondary



Total Students, by Sector, Attending Schools Located in this Electorate



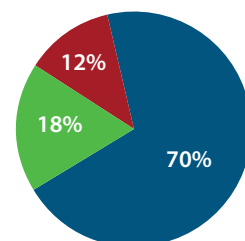
STUDENT PARTICIPATION RATES²

Shows how many students living in this Queensland electorate attend schools either located in this electorate, or in another electorate.

ENROLMENTS:	PRIMARY STUDENTS		SECONDARY STUDENTS		ALL STUDENTS	
	NO.	%	NO.	%	NO.	%
INDEPENDENT	507	14.0%	697	23.0%	1,204	18.0%
CATHOLIC	583	16.0%	248	8.0%	831	12.0%
STATE	2,586	70.0%	2,066	69.0%	4,652	70.0%
TOTAL	3,676		3,011		6,687	

Total Students, by Sector, Living in this Electorate

Independent 1,204
Catholic 831
State 4,652



DATA SOURCE

¹ Fulltime enrolments based on 2020 Non-Government Schools Census (State) February Collection.

² Participation rates based on 2016 Census of Population and Housing.

NOTE: Some figures have been rounded and percentages may not add up to 100.

LOCAL MEMBER

Mrs Laura Gerber MP
Liberal National Party of Queensland