

### LOCATION OF SCHOOLS<sup>1</sup>

Shows how many students attend schools located in this Queensland electorate.



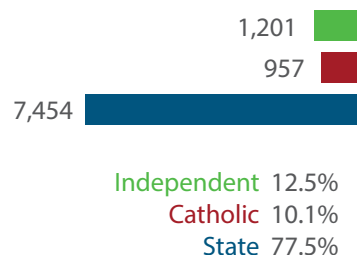
SECTOR	NUMBER			PERCENTAGE		
	P-6	7-12	TOTAL	P-6	7-12	TOTAL
INDEPENDENT	612	589	<b>1,201</b>	11.8%	13.3%	<b>12.5%</b>
CATHOLIC	957	0	<b>957</b>	18.4%	0.0%	<b>10.0%</b>
STATE	3,626	3828	<b>7,454</b>	69.8%	86.7%	<b>77.5%</b>
TOTAL	5,195	4417	<b>9,612</b>			

### Independent schools and campuses in this electorate

**Good News Lutheran School:** Primary

**St Aidan's Anglican Girls School (Ruthven St):** Combined Primary & Secondary

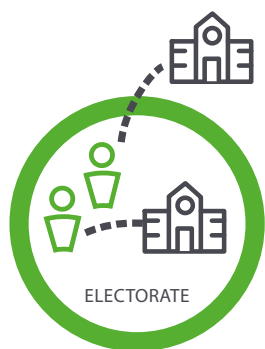
**St Aidan's Anglican Girls School (Thalia Ct):** Approved but not open



**Total Students, by Sector, Attending Schools Located in this Electorate**

### STUDENT PARTICIPATION RATES<sup>2</sup>

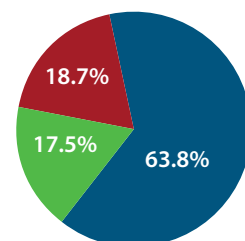
Shows how many students living in this Queensland electorate attend schools either located in this electorate, or in another electorate.



ENROLMENTS:	PRIMARY STUDENTS		SECONDARY STUDENTS		ALL STUDENTS	
	NO.	%	NO.	%	NO.	%
INDEPENDENT	603	13.7%	755	22.5%	1,358	17.5%
CATHOLIC	830	18.9%	623	18.6%	1,453	18.7%
STATE	2,968	67.4%	1,980	59.0%	4,948	63.8%
TOTAL	4,401		3,358		7,759	

### Total Students, by Sector, Living in this Electorate

Independent 1,358  
Catholic 1,453  
State 4,948



#### DATA SOURCE

1 Fulltime enrolments based on 2020 Non-Government Schools Census (State) February Collection.

2 Participation rates based on 2016 Census of Population and Housing.

3 AEC Group. (2020). *Economic Significance of Independent Schools to the Queensland Economy, 2020 Update*.

Modelling based on 2018 school data and ABS and other agency financial year data to produce estimates for 2017-18. Further modelling by State Electorate. Data includes direct and indirect contributions.

NOTE: Some figures have been rounded and percentages may not add up to 100.

### ECONOMIC CONTRIBUTION<sup>3</sup>

#### INDEPENDENT SCHOOLS contribute:

- \$48.7m in direct and indirect economic activity
- \$32.4m in wages and salaries
- 348 full-time jobs

#### INDEPENDENT SCHOOLS provide savings to taxpayers and governments of:

- \$7.6m in recurrent savings
- \$0.5m in capital savings from parent contributions.

#### LOCAL MEMBER

Ms Jess Pugh MP  
Australian Labor Party