



### LOCATION OF SCHOOLS<sup>1</sup>

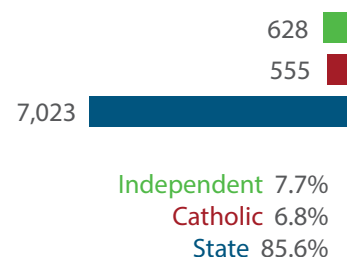
Shows how many students attend schools located in this Queensland electorate.

SECTOR	NUMBER			PERCENTAGE		
	P-6	7-12	TOTAL	P-6	7-12	TOTAL
INDEPENDENT	396	232	<b>628</b>	7.9%	7.2%	<b>7.7%</b>
CATHOLIC	555	0	<b>555</b>	11.1%	0.0%	<b>6.8%</b>
STATE	4,052	2,971	<b>7,023</b>	81.0%	92.8%	<b>85.6%</b>
TOTAL	5,003	3,203	<b>8,206</b>			

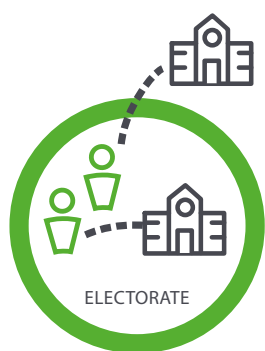
#### Independent schools and campuses in this electorate

**Chinchilla Christian College:** Combined Primary & Secondary

**Redeemer Lutheran College, Biloela:** Combined Primary & Secondary



**Total Students, by Sector, Attending Schools Located in this Electorate**



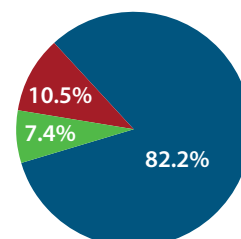
### STUDENT PARTICIPATION RATES<sup>2</sup>

Shows how many students living in this Queensland electorate attend schools either located in this electorate, or in another electorate.

ENROLMENTS:	PRIMARY STUDENTS		SECONDARY STUDENTS		ALL STUDENTS	
	NO.	%	NO.	%	NO.	%
INDEPENDENT	326	7.2%	224	7.7%	550	7.4%
CATHOLIC	699	15.4%	83	2.8%	782	10.5%
STATE	3,513	77.4%	2,621	89.5%	6,134	82.2%
TOTAL	4,538		2,928		7,466	

#### Total Students, by Sector, Living in this Electorate

Independent 550  
Catholic 782  
State 6,134



#### DATA SOURCE

1 Fulltime enrolments based on 2020 Non-Government Schools Census (State) February Collection.

2 Participation rates based on 2016 Census of Population and Housing.

3 AEC Group. (2020). *Economic Significance of Independent Schools to the Queensland Economy, 2020 Update*.

Modelling based on 2018 school data and ABS and other agency financial year data to produce estimates for 2017-18. Further modelling by State Electorate. Data includes direct and indirect contributions.

NOTE: Some figures have been rounded and percentages may not add up to 100.

### ECONOMIC CONTRIBUTION<sup>3</sup>

#### INDEPENDENT SCHOOLS contribute:

- \$18m in direct and indirect economic activity
- \$9.3m in wages and salaries
- 104 full-time jobs

#### INDEPENDENT SCHOOLS provide savings to taxpayers and governments of:

- \$3.4m in recurrent savings
- \$0.6m in capital savings from parent contributions.

#### LOCAL MEMBER

Mr Colin Boyce MP  
Liberal National Party of Queensland